

**PTA Balloon Dilatation Catheter
(KHP Series)
Instruction for Use**

Kossel Medtech (Suzhou) Co., Ltd.

Contents

| | |
|---|----|
| Device Name | 3 |
| Device Description | 3 |
| Contents | 3 |
| How Supplied | 3 |
| List of type, sizes, configurations, variants | 4 |
| Intended Purpose | 9 |
| Intended Patient Population | 9 |
| Indications for Use | 10 |
| Contraindications | 10 |
| Performance Characteristics | 10 |
| Sterilization Method | 10 |
| Handling and Storage | 10 |
| Transport Conditions | 10 |
| Expiry Date | 10 |
| Precautions | 11 |
| Warnings | 11 |
| Potential Complications and Adverse Effects | 12 |
| Materials Required | 12 |
| Preparation for Use | 13 |
| Instructions for Use | 13 |
| Clinical Benefits | 15 |
| References | 15 |
| Serious Incident Reporting | 15 |
| Graphical Symbols for Medical Device Labeling | 15 |
| Information on Sterilization, Storage, Date of Manufacture and Expiry | 16 |
| Authorized Representative in the European Community | 17 |
| Website | 17 |

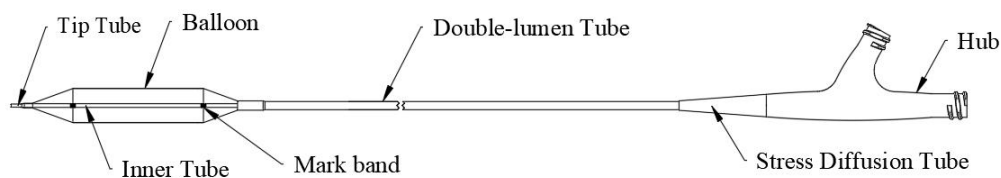
Caution: Carefully read all instructions prior to use. Failure to observe all warnings and precautions may result in complications.

Device Name

The device is manufactured by Kossel Medtech (Suzhou) Co., Ltd. The generic device name is PTA Balloon Dilatation Catheter (KHP Series).

Device Description

The 0.035" PTA balloon dilatation catheter is mainly composed of tip tube, inner tube, balloon, marker bands, double-lumen tube, stress diffusion tube and hub. Among them the balloon is the most important part of the catheter. In order to dilate different stenosis, the balloon should be dilated to difference dimension by inflating different pressure. The soft tip at the end of the balloon is to make the balloon catheter more easily to push to the stenosis position. The inner tube which connects to the tip tube is for guide wire passage and the pushing road. The two marker bands wrapping on the inner tube are for positioning the balloon location by cooperating in vitro monitoring equipment. The proximal end of the double-lumen tube is connected with the hub, which is used as the balloon filling channel and also as the push rod of the catheter. The hub is used to connect with the external pressure equipment for balloon filling. The stress diffusion tube can prevent the double-lumen tube from being folded.



Contents

One PTA balloon dilatation catheter (KHP series).

How Supplied

Packaging is designed to maintain sterility according to expiration date on the label. Do not use if package is opened or damaged. Do not use if labeling is incomplete or illegible.

List of type, sizes, configurations, variants

Table 1: PTA Balloon Dilatation Catheter (KHP series)

| REF numbers | Specification | Balloon Diameter D1(mm) | Double-lumen Outer Diameter D2(mm) | Balloon Effective Length L1(mm) | Catheter Effective Length L2 (cm) |
|--------------|---------------|-------------------------|------------------------------------|---------------------------------|-----------------------------------|
| KHP030020040 | φ 3.0×20-400 | 3.02±0.30 | 1.78±0.02 | 20±2 | 40±2 |
| KHP030030040 | φ 3.0×30-400 | 3.02±0.30 | 1.78±0.02 | 30±3 | 40±2 |
| KHP030040040 | φ 3.0×40-400 | 3.02±0.30 | 1.78±0.02 | 40±4 | 40±2 |
| KHP030060040 | φ 3.0×60-400 | 3.02±0.30 | 1.78±0.02 | 60±6 | 40±2 |
| KHP030080040 | φ 3.0×80-400 | 3.02±0.30 | 1.78±0.02 | 80±8 | 40±2 |
| KHP030100040 | φ 3.0×100-400 | 3.02±0.30 | 1.78±0.02 | 100±10 | 40±2 |
| KHP040020040 | φ 4.0×20-400 | 4.02±0.40 | 1.78±0.02 | 20±2 | 40±2 |
| KHP040030040 | φ 4.0×30-400 | 4.02±0.40 | 1.78±0.02 | 30±3 | 40±2 |
| KHP040040040 | φ 4.0×40-400 | 4.02±0.40 | 1.78±0.02 | 40±4 | 40±2 |
| KHP040060040 | φ 4.0×60-400 | 4.02±0.40 | 1.78±0.02 | 60±6 | 40±2 |
| KHP040080040 | φ 4.0×80-400 | 4.02±0.40 | 1.78±0.02 | 80±8 | 40±2 |
| KHP040100040 | φ 4.0×100-400 | 4.02±0.40 | 1.78±0.02 | 100±10 | 40±2 |
| KHP050020040 | φ 5.0×20-400 | 5.02±0.50 | 1.78±0.02 | 20±2 | 40±2 |
| KHP050030040 | φ 5.0×30-400 | 5.02±0.50 | 1.78±0.02 | 30±3 | 40±2 |
| KHP050040040 | φ 5.0×40-400 | 5.02±0.50 | 1.78±0.02 | 40±4 | 40±2 |
| KHP050060040 | φ 5.0×60-400 | 5.02±0.50 | 1.78±0.02 | 60±6 | 40±2 |
| KHP050080040 | φ 5.0×80-400 | 5.02±0.50 | 1.78±0.02 | 80±8 | 40±2 |
| KHP050100040 | φ 5.0×100-400 | 5.02±0.50 | 1.78±0.02 | 100±10 | 40±2 |
| KHP050120040 | φ 5.0×120-400 | 5.02±0.50 | 1.78±0.02 | 120±12 | 40±2 |
| KHP060020040 | φ 6.0×20-400 | 6.00±0.60 | 1.78±0.02 | 20±2 | 40±2 |
| KHP060030040 | φ 6.0×30-400 | 6.00±0.60 | 1.78±0.02 | 30±3 | 40±2 |
| KHP060040040 | φ 6.0×40-400 | 6.00±0.60 | 1.78±0.02 | 40±4 | 40±2 |
| KHP060060040 | φ 6.0×60-400 | 6.00±0.60 | 1.78±0.02 | 60±6 | 40±2 |
| KHP060080040 | φ 6.0×80-400 | 6.00±0.60 | 1.78±0.02 | 80±8 | 40±2 |
| KHP060100040 | φ 6.0×100-400 | 6.00±0.60 | 1.78±0.02 | 100±10 | 40±2 |
| KHP060120040 | φ 6.0×120-400 | 6.00±0.60 | 1.78±0.02 | 120±12 | 40±2 |
| KHP070020040 | φ 7.0×20-400 | 7.02±0.70 | 1.78±0.02 | 20±2 | 40±2 |
| KHP070030040 | φ 7.0×30-400 | 7.02±0.70 | 1.78±0.02 | 30±3 | 40±2 |
| KHP070040040 | φ 7.0×40-400 | 7.02±0.70 | 1.78±0.02 | 40±4 | 40±2 |
| KHP070060040 | φ 7.0×60-400 | 7.02±0.70 | 1.78±0.02 | 60±6 | 40±2 |
| KHP070080040 | φ 7.0×80-400 | 7.02±0.70 | 1.78±0.02 | 80±8 | 40±2 |
| KHP070100040 | φ 7.0×100-400 | 7.02±0.70 | 1.78±0.02 | 100±10 | 40±2 |
| KHP080020040 | φ 8.0×20-400 | 8.07±0.80 | 1.78±0.02 | 20±2 | 40±2 |

| REF numbers | Specification | Balloon Diameter D1(mm) | Double-lumen Outer Diameter D2(mm) | Balloon Effective Length L1(mm) | Catheter Effective Length L2 (cm) |
|--------------|---------------|-------------------------|------------------------------------|---------------------------------|-----------------------------------|
| KHP080030040 | φ 8.0×30-400 | 8.07±0.80 | 1.78±0.02 | 30±3 | 40±2 |
| KHP080040040 | φ 8.0×40-400 | 8.07±0.80 | 1.78±0.02 | 40±4 | 40±2 |
| KHP080060040 | φ 8.0×60-400 | 8.07±0.80 | 1.78±0.02 | 60±6 | 40±2 |
| KHP080080040 | φ 8.0×80-400 | 8.07±0.80 | 1.78±0.02 | 80±8 | 40±2 |
| KHP080100040 | φ 8.0×100-400 | 8.07±0.80 | 1.78±0.02 | 100±10 | 40±2 |
| KHP090020040 | φ 9.0×20-400 | 9.02±0.90 | 1.78±0.02 | 20±2 | 40±2 |
| KHP090030040 | φ 9.0×30-400 | 9.02±0.90 | 1.78±0.02 | 30±3 | 40±2 |
| KHP090040040 | φ 9.0×40-400 | 9.02±0.90 | 1.78±0.02 | 40±4 | 40±2 |
| KHP090060040 | φ 9.0×60-400 | 9.02±0.90 | 1.78±0.02 | 60±6 | 40±2 |
| KHP090080040 | φ 9.0×80-400 | 9.02±0.90 | 1.78±0.02 | 80±8 | 40±2 |
| KHP100020040 | φ 10.0×20-400 | 10.05±1.00 | 1.78±0.02 | 20±2 | 40±2 |
| KHP100030040 | φ 10.0×30-400 | 10.05±1.00 | 1.78±0.02 | 30±3 | 40±2 |
| KHP100040040 | φ 10.0×40-400 | 10.05±1.00 | 1.78±0.02 | 40±4 | 40±2 |
| KHP100060040 | φ 10.0×60-400 | 10.05±1.00 | 1.78±0.02 | 60±6 | 40±2 |
| KHP100080040 | φ 10.0×80-400 | 10.05±1.00 | 1.78±0.02 | 80±8 | 40±2 |
| KHP120020040 | φ 12.0×20-400 | 12.05±1.2 | 1.78±0.02 | 20±2 | 40±2 |
| KHP120030040 | φ 12.0×30-400 | 12.05±1.2 | 1.78±0.02 | 30±3 | 40±2 |
| KHP120040040 | φ 12.0×40-400 | 12.05±1.2 | 1.78±0.02 | 40±4 | 40±2 |
| KHP120060040 | φ 12.0×60-400 | 12.05±1.2 | 1.78±0.02 | 60±6 | 40±2 |
| KHP120080040 | φ 12.0×80-400 | 12.05±1.2 | 1.78±0.02 | 80±8 | 40±2 |
| KHP030020075 | φ 3.0×20-750 | 3.02±0.30 | 1.78±0.02 | 20±2 | 75±2 |
| KHP030030075 | φ 3.0×30-750 | 3.02±0.30 | 1.78±0.02 | 30±3 | 75±2 |
| KHP030040075 | φ 3.0×40-750 | 3.02±0.30 | 1.78±0.02 | 40±4 | 75±2 |
| KHP030060075 | φ 3.0×60-750 | 3.02±0.30 | 1.78±0.02 | 60±6 | 75±2 |
| KHP030080075 | φ 3.0×80-750 | 3.02±0.30 | 1.78±0.02 | 80±8 | 75±2 |
| KHP030100075 | φ 3.0×100-750 | 3.02±0.30 | 1.78±0.02 | 100±10 | 75±2 |
| KHP030120075 | φ 3.0×120-750 | 3.02±0.30 | 1.78±0.02 | 120±12 | 75±2 |
| KHP030150075 | φ 3.0×150-750 | 3.02±0.30 | 1.78±0.02 | 150±15 | 75±2 |
| KHP030180075 | φ 3.0×180-750 | 3.02±0.30 | 1.78±0.02 | 180±18 | 75±2 |
| KHP030200075 | φ 3.0×200-750 | 3.02±0.30 | 1.78±0.02 | 200±20 | 75±2 |
| KHP040020075 | φ 4.0×20-750 | 4.02±0.40 | 1.78±0.02 | 20±2 | 75±2 |
| KHP040030075 | φ 4.0×30-750 | 4.02±0.40 | 1.78±0.02 | 30±3 | 75±2 |
| KHP040040075 | φ 4.0×40-750 | 4.02±0.40 | 1.78±0.02 | 40±4 | 75±2 |
| KHP040060075 | φ 4.0×60-750 | 4.02±0.40 | 1.78±0.02 | 60±6 | 75±2 |
| KHP040080075 | φ 4.0×80-750 | 4.02±0.40 | 1.78±0.02 | 80±8 | 75±2 |
| KHP040100075 | φ 4.0×100-750 | 4.02±0.40 | 1.78±0.02 | 100±10 | 75±2 |
| KHP040120075 | φ 4.0×120-750 | 4.02±0.40 | 1.78±0.02 | 120±12 | 75±2 |

| REF numbers | Specification | Balloon Diameter D1(mm) | Double-lumen Outer Diameter D2(mm) | Balloon Effective Length L1(mm) | Catheter Effective Length L2 (cm) |
|--------------|---------------|-------------------------|------------------------------------|---------------------------------|-----------------------------------|
| KHP040150075 | φ 4.0×150-750 | 4.02±0.40 | 1.78±0.02 | 150±15 | 75±2 |
| KHP040180075 | φ 4.0×180-750 | 4.02±0.40 | 1.78±0.02 | 180±18 | 75±2 |
| KHP040200075 | φ 4.0×200-750 | 4.02±0.40 | 1.78±0.02 | 200±20 | 75±2 |
| KHP050020075 | φ 5.0×20-750 | 5.02±0.50 | 1.78±0.02 | 20±2 | 75±2 |
| KHP050030075 | φ 5.0×30-750 | 5.02±0.50 | 1.78±0.02 | 30±3 | 75±2 |
| KHP050040075 | φ 5.0×40-750 | 5.02±0.50 | 1.78±0.02 | 40±4 | 75±2 |
| KHP050060075 | φ 5.0×60-750 | 5.02±0.50 | 1.78±0.02 | 60±6 | 75±2 |
| KHP050080075 | φ 5.0×80-750 | 5.02±0.50 | 1.78±0.02 | 80±8 | 75±2 |
| KHP050100075 | φ 5.0×100-750 | 5.02±0.50 | 1.78±0.02 | 100±10 | 75±2 |
| KHP050120075 | φ 5.0×120-750 | 5.02±0.50 | 1.78±0.02 | 120±12 | 75±2 |
| KHP050150075 | φ 5.0×150-750 | 5.02±0.50 | 1.78±0.02 | 150±15 | 75±2 |
| KHP050180075 | φ 5.0×180-750 | 5.02±0.50 | 1.78±0.02 | 180±18 | 75±2 |
| KHP050200075 | φ 5.0×200-750 | 5.02±0.50 | 1.78±0.02 | 200±20 | 75±2 |
| KHP060020075 | φ 6.0×20-750 | 6.00±0.60 | 1.78±0.02 | 20±2 | 75±2 |
| KHP060030075 | φ 6.0×30-750 | 6.00±0.60 | 1.78±0.02 | 30±3 | 75±2 |
| KHP060040075 | φ 6.0×40-750 | 6.00±0.60 | 1.78±0.02 | 40±4 | 75±2 |
| KHP060060075 | φ 6.0×60-750 | 6.00±0.60 | 1.78±0.02 | 60±6 | 75±2 |
| KHP060080075 | φ 6.0×80-750 | 6.00±0.60 | 1.78±0.02 | 80±8 | 75±2 |
| KHP060100075 | φ 6.0×100-750 | 6.00±0.60 | 1.78±0.02 | 100±10 | 75±2 |
| KHP060120075 | φ 6.0×120-750 | 6.00±0.60 | 1.78±0.02 | 120±12 | 75±2 |
| KHP060150075 | φ 6.0×150-750 | 6.00±0.60 | 1.78±0.02 | 150±15 | 75±2 |
| KHP060180075 | φ 6.0×180-750 | 6.00±0.60 | 1.78±0.02 | 180±18 | 75±2 |
| KHP060200075 | φ 6.0×200-750 | 6.00±0.60 | 1.78±0.02 | 200±20 | 75±2 |
| KHP070020075 | φ 7.0×20-750 | 7.02±0.70 | 1.78±0.02 | 20±2 | 75±2 |
| KHP070030075 | φ 7.0×30-750 | 7.02±0.70 | 1.78±0.02 | 30±3 | 75±2 |
| KHP070040075 | φ 7.0×40-750 | 7.02±0.70 | 1.78±0.02 | 40±4 | 75±2 |
| KHP070060075 | φ 7.0×60-750 | 7.02±0.70 | 1.78±0.02 | 60±6 | 75±2 |
| KHP070080075 | φ 7.0×80-750 | 7.02±0.70 | 1.78±0.02 | 80±8 | 75±2 |
| KHP070100075 | φ 7.0×100-750 | 7.02±0.70 | 1.78±0.02 | 100±10 | 75±2 |
| KHP070120075 | φ 7.0×120-750 | 7.02±0.70 | 1.78±0.02 | 120±12 | 75±2 |
| KHP070150075 | φ 7.0×150-750 | 7.02±0.70 | 1.78±0.02 | 150±15 | 75±2 |
| KHP070180075 | φ 7.0×180-750 | 7.02±0.70 | 1.78±0.02 | 180±18 | 75±2 |
| KHP070200075 | φ 7.0×200-750 | 7.02±0.70 | 1.78±0.02 | 200±20 | 75±2 |
| KHP080020075 | φ 8.0×20-750 | 8.07±0.80 | 1.78±0.02 | 20±2 | 75±2 |
| KHP080030075 | φ 8.0×30-750 | 8.07±0.80 | 1.78±0.02 | 30±3 | 75±2 |
| KHP080040075 | φ 8.0×40-750 | 8.07±0.80 | 1.78±0.02 | 40±4 | 75±2 |
| KHP080060075 | φ 8.0×60-750 | 8.07±0.80 | 1.78±0.02 | 60±6 | 75±2 |

| REF numbers | Specification | Balloon Diameter D1(mm) | Double-lumen Outer Diameter D2(mm) | Balloon Effective Length L1(mm) | Catheter Effective Length L2 (cm) |
|--------------|----------------|-------------------------|------------------------------------|---------------------------------|-----------------------------------|
| KHP080080075 | φ 8.0×80-750 | 8.07±0.80 | 1.78±0.02 | 80±8 | 75±2 |
| KHP080100075 | φ 8.0×100-750 | 8.07±0.80 | 1.78±0.02 | 100±10 | 75±2 |
| KHP080120075 | φ 8.0×120-750 | 8.07±0.80 | 1.78±0.02 | 120±12 | 75±2 |
| KHP080150075 | φ 8.0×150-750 | 8.07±0.80 | 1.78±0.02 | 150±15 | 75±2 |
| KHP080180075 | φ 8.0×180-750 | 8.07±0.80 | 1.78±0.02 | 180±18 | 75±2 |
| KHP080200075 | φ 8.0×200-750 | 8.07±0.80 | 1.78±0.02 | 200±20 | 75±2 |
| KHP090020075 | φ 9.0×20-750 | 9.02±0.90 | 1.78±0.02 | 20±2 | 75±2 |
| KHP090030075 | φ 9.0×30-750 | 9.02±0.90 | 1.78±0.02 | 30±3 | 75±2 |
| KHP090040075 | φ 9.0×40-750 | 9.02±0.90 | 1.78±0.02 | 40±4 | 75±2 |
| KHP090060075 | φ 9.0×60-750 | 9.02±0.90 | 1.78±0.02 | 60±6 | 75±2 |
| KHP090080075 | φ 9.0×80-750 | 9.02±0.90 | 1.78±0.02 | 80±8 | 75±2 |
| KHP100020075 | φ 10.0×20-750 | 10.05±1.00 | 1.78±0.02 | 20±2 | 75±2 |
| KHP100030075 | φ 10.0×30-750 | 10.05±1.00 | 1.78±0.02 | 30±3 | 75±2 |
| KHP100040075 | φ 10.0×40-750 | 10.05±1.00 | 1.78±0.02 | 40±4 | 75±2 |
| KHP100060075 | φ 10.0×60-750 | 10.05±1.00 | 1.78±0.02 | 60±6 | 75±2 |
| KHP100080075 | φ 10.0×80-750 | 10.05±1.00 | 1.78±0.02 | 80±8 | 75±2 |
| KHP120020075 | φ 12.0×20-750 | 12.05±1.2 | 1.78±0.02 | 20±2 | 75±2 |
| KHP120030075 | φ 12.0×30-750 | 12.05±1.2 | 1.78±0.02 | 30±3 | 75±2 |
| KHP120040075 | φ 12.0×40-750 | 12.05±1.2 | 1.78±0.02 | 40±4 | 75±2 |
| KHP120060075 | φ 12.0×60-750 | 12.05±1.2 | 1.78±0.02 | 60±6 | 75±2 |
| KHP120080075 | φ 12.0×80-750 | 12.05±1.2 | 1.78±0.02 | 80±8 | 75±2 |
| KHP030020135 | φ 3.0×20-1350 | 3.02±0.30 | 1.78±0.02 | 20±2 | 135±2 |
| KHP030030135 | φ 3.0×30-1350 | 3.02±0.30 | 1.78±0.02 | 30±3 | 135±2 |
| KHP030040135 | φ 3.0×40-1350 | 3.02±0.30 | 1.78±0.02 | 40±4 | 135±2 |
| KHP030060135 | φ 3.0×60-1350 | 3.02±0.30 | 1.78±0.02 | 60±6 | 135±2 |
| KHP030080135 | φ 3.0×80-1350 | 3.02±0.30 | 1.78±0.02 | 80±8 | 135±2 |
| KHP030100135 | φ 3.0×100-1350 | 3.02±0.30 | 1.78±0.02 | 100±10 | 135±2 |
| KHP030120135 | φ 3.0×120-1350 | 3.02±0.30 | 1.78±0.02 | 120±12 | 135±2 |
| KHP030150135 | φ 3.0×150-1350 | 3.02±0.30 | 1.78±0.02 | 150±15 | 135±2 |
| KHP030180135 | φ 3.0×180-1350 | 3.02±0.30 | 1.78±0.02 | 180±18 | 135±2 |
| KHP030200135 | φ 3.0×200-1350 | 3.02±0.30 | 1.78±0.02 | 200±20 | 135±2 |
| KHP040020135 | φ 4.0×20-1350 | 4.02±0.40 | 1.78±0.02 | 20±2 | 135±2 |
| KHP040030135 | φ 4.0×30-1350 | 4.02±0.40 | 1.78±0.02 | 30±3 | 135±2 |
| KHP040040135 | φ 4.0×40-1350 | 4.02±0.40 | 1.78±0.02 | 40±4 | 135±2 |
| KHP040060135 | φ 4.0×60-1350 | 4.02±0.40 | 1.78±0.02 | 60±6 | 135±2 |
| KHP040080135 | φ 4.0×80-1350 | 4.02±0.40 | 1.78±0.02 | 80±8 | 135±2 |
| KHP040100135 | φ 4.0×100-1350 | 4.02±0.40 | 1.78±0.02 | 100±10 | 135±2 |

| REF numbers | Specification | Balloon Diameter D1(mm) | Double-lumen Outer Diameter D2(mm) | Balloon Effective Length L1(mm) | Catheter Effective Length L2 (cm) |
|--------------|----------------|-------------------------|------------------------------------|---------------------------------|-----------------------------------|
| KHP040120135 | φ 4.0×120-1350 | 4.02±0.40 | 1.78±0.02 | 120±12 | 135±2 |
| KHP040150135 | φ 4.0×150-1350 | 4.02±0.40 | 1.78±0.02 | 150±15 | 135±2 |
| KHP040180135 | φ 4.0×180-1350 | 4.02±0.40 | 1.78±0.02 | 180±18 | 135±2 |
| KHP040200135 | φ 4.0×200-1350 | 4.02±0.40 | 1.78±0.02 | 200±20 | 135±2 |
| KHP050020135 | φ 5.0×20-1350 | 5.02±0.50 | 1.78±0.02 | 20±2 | 135±2 |
| KHP050030135 | φ 5.0×30-1350 | 5.02±0.50 | 1.78±0.02 | 30±3 | 135±2 |
| KHP050040135 | φ 5.0×40-1350 | 5.02±0.50 | 1.78±0.02 | 40±4 | 135±2 |
| KHP050060135 | φ 5.0×60-1350 | 5.02±0.50 | 1.78±0.02 | 60±6 | 135±2 |
| KHP050080135 | φ 5.0×80-1350 | 5.02±0.50 | 1.78±0.02 | 80±8 | 135±2 |
| KHP050100135 | φ 5.0×100-1350 | 5.02±0.50 | 1.78±0.02 | 100±10 | 135±2 |
| KHP050120135 | φ 5.0×120-1350 | 5.02±0.50 | 1.78±0.02 | 120±12 | 135±2 |
| KHP050150135 | φ 5.0×150-1350 | 5.02±0.50 | 1.78±0.02 | 150±15 | 135±2 |
| KHP050180135 | φ 5.0×180-1350 | 5.02±0.50 | 1.78±0.02 | 180±18 | 135±2 |
| KHP050200135 | φ 5.0×200-1350 | 5.02±0.50 | 1.78±0.02 | 200±20 | 135±2 |
| KHP060020135 | φ 6.0×20-1350 | 6.00±0.60 | 1.78±0.02 | 20±2 | 135±2 |
| KHP060030135 | φ 6.0×30-1350 | 6.00±0.60 | 1.78±0.02 | 30±3 | 135±2 |
| KHP060040135 | φ 6.0×40-1350 | 6.00±0.60 | 1.78±0.02 | 40±4 | 135±2 |
| KHP060060135 | φ 6.0×60-1350 | 6.00±0.60 | 1.78±0.02 | 60±6 | 135±2 |
| KHP060080135 | φ 6.0×80-1350 | 6.00±0.60 | 1.78±0.02 | 80±8 | 135±2 |
| KHP060100135 | φ 6.0×100-1350 | 6.00±0.60 | 1.78±0.02 | 100±10 | 135±2 |
| KHP060120135 | φ 6.0×120-1350 | 6.00±0.60 | 1.78±0.02 | 120±12 | 135±2 |
| KHP060150135 | φ 6.0×150-1350 | 6.00±0.60 | 1.78±0.02 | 150±15 | 135±2 |
| KHP060180135 | φ 6.0×180-1350 | 6.00±0.60 | 1.78±0.02 | 180±18 | 135±2 |
| KHP060200135 | φ 6.0×200-1350 | 6.00±0.60 | 1.78±0.02 | 200±20 | 135±2 |
| KHP070020135 | φ 7.0×20-1350 | 7.02±0.70 | 1.78±0.02 | 20±2 | 135±2 |
| KHP070030135 | φ 7.0×30-1350 | 7.02±0.70 | 1.78±0.02 | 30±3 | 135±2 |
| KHP070040135 | φ 7.0×40-1350 | 7.02±0.70 | 1.78±0.02 | 40±4 | 135±2 |
| KHP070060135 | φ 7.0×60-1350 | 7.02±0.70 | 1.78±0.02 | 60±6 | 135±2 |
| KHP070080135 | φ 7.0×80-1350 | 7.02±0.70 | 1.78±0.02 | 80±8 | 135±2 |
| KHP070100135 | φ 7.0×100-1350 | 7.02±0.70 | 1.78±0.02 | 100±10 | 135±2 |
| KHP070120135 | φ 7.0×120-1350 | 7.02±0.70 | 1.78±0.02 | 120±12 | 135±2 |
| KHP070150135 | φ 7.0×150-1350 | 7.02±0.70 | 1.78±0.02 | 150±15 | 135±2 |
| KHP070180135 | φ 7.0×180-1350 | 7.02±0.70 | 1.78±0.02 | 180±18 | 135±2 |
| KHP070200135 | φ 7.0×200-1350 | 7.02±0.70 | 1.78±0.02 | 200±20 | 135±2 |
| KHP080020135 | φ 8.0×20-1350 | 8.07±0.80 | 1.78±0.02 | 20±2 | 135±2 |
| KHP080030135 | φ 8.0×30-1350 | 8.07±0.80 | 1.78±0.02 | 30±3 | 135±2 |
| KHP080040135 | φ 8.0×40-1350 | 8.07±0.80 | 1.78±0.02 | 40±4 | 135±2 |

| REF numbers | Specification | Balloon Diameter D1(mm) | Double-lumen Outer Diameter D2(mm) | Balloon Effective Length L1(mm) | Catheter Effective Length L2 (cm) |
|--------------|----------------|-------------------------|------------------------------------|---------------------------------|-----------------------------------|
| KHP080060135 | φ 8.0×60-1350 | 8.07±0.80 | 1.78±0.02 | 60±6 | 135±2 |
| KHP080080135 | φ 8.0×80-1350 | 8.07±0.80 | 1.78±0.02 | 80±8 | 135±2 |
| KHP080100135 | φ 8.0×100-1350 | 8.07±0.80 | 1.78±0.02 | 100±10 | 135±2 |
| KHP080120135 | φ 8.0×120-1350 | 8.07±0.80 | 1.78±0.02 | 120±12 | 135±2 |
| KHP080150135 | φ 8.0×150-1350 | 8.07±0.80 | 1.78±0.02 | 150±15 | 135±2 |
| KHP080180135 | φ 8.0×180-1350 | 8.07±0.80 | 1.78±0.02 | 180±18 | 135±2 |
| KHP080200135 | φ 8.0×200-1350 | 8.07±0.80 | 1.78±0.02 | 200±20 | 135±2 |
| KHP090020135 | φ 9.0×20-1350 | 9.02±0.90 | 1.78±0.02 | 20±2 | 135±2 |
| KHP090030135 | φ 9.0×30-1350 | 9.02±0.90 | 1.78±0.02 | 30±3 | 135±2 |
| KHP090040135 | φ 9.0×40-1350 | 9.02±0.90 | 1.78±0.02 | 40±4 | 135±2 |
| KHP090060135 | φ 9.0×60-1350 | 9.02±0.90 | 1.78±0.02 | 60±6 | 135±2 |
| KHP090080135 | φ 9.0×80-1350 | 9.02±0.90 | 1.78±0.02 | 80±8 | 135±2 |
| KHP100020135 | φ 10.0×20-1350 | 10.05±1.00 | 1.78±0.02 | 20±2 | 135±2 |
| KHP100030135 | φ 10.0×30-1350 | 10.05±1.00 | 1.78±0.02 | 30±3 | 135±2 |
| KHP100040135 | φ 10.0×40-1350 | 10.05±1.00 | 1.78±0.02 | 40±4 | 135±2 |
| KHP100060135 | φ 10.0×60-1350 | 10.05±1.00 | 1.78±0.02 | 60±6 | 135±2 |
| KHP100080135 | φ 10.0×80-1350 | 10.05±1.00 | 1.78±0.02 | 80±8 | 135±2 |
| KHP120020135 | φ 12.0×20-1350 | 12.05±1.2 | 1.78±0.02 | 20±2 | 135±2 |
| KHP120030135 | φ 12.0×30-1350 | 12.05±1.2 | 1.78±0.02 | 30±3 | 135±2 |
| KHP120040135 | φ 12.0×40-1350 | 12.05±1.2 | 1.78±0.02 | 40±4 | 135±2 |
| KHP120060135 | φ 12.0×60-1350 | 12.05±1.2 | 1.78±0.02 | 60±6 | 135±2 |
| KHP120080135 | φ 12.0×80-1350 | 12.05±1.2 | 1.78±0.02 | 80±8 | 135±2 |

Note: The balloon diameter D1: The diameter when the balloon is inflated to the nominal pressure (NP) (8 atm or 10 atm). Specifically, for diameters φ9 and φ10, the nominal pressure (NP) is 8 atm; for diameters φ3–φ8 and φ12, the nominal pressure (NP) is 10 atm.

Intended Purpose

The PTA balloon dilatation catheter (KHP series) is intended for dilatation of stenosis in the peripheral vasculature.

Intended Patient Population

Adult patients need PTA during treatment. They have the stenosis in peripheral vessels and indicated for the treatment as determined by competent physicians.

Indications for Use

The PTA balloon dilatation catheter (KHP series) is indicated for the treatment of obstructive lesions in the peripheral vasculature, including iliac, femoral, popliteal, tibial, peroneal arteries, and for the treatment of obstructive lesions of native or synthetic arteriovenous dialysis fistulae.

Contraindications

It should not be used for lesion that cannot be passed by the guide wire.

Performance Characteristics

The balloon diameter range: 3.0-12.0mm; Balloon effective length: 20-200mm;

Nominal pressure:

10 atm for balloon diameter 3.0-8.0mm, 12.0mm;

8 atm for balloon diameter 9.0-10.0mm;

Rated burst pressure:

24 atm for balloon diameter 3.0-4.0mm;

22 atm for balloon diameter 5.0-6.0mm;

18 atm for balloon diameter 7.0mm (balloon effective length 120-200mm);

20 atm for balloon diameter 7.0mm (balloon effective length 20-100mm);

18 atm for balloon diameter 8.0-9.0mm;

14 atm for balloon diameter 10.0-12.0mm.

Sterilization Method

Sterilized with ethylene oxide gas. Non-pyrogenic.

Handling and Storage

Store the device in an area away from sunlight.

Transport Conditions

The device should be protected from heavy pressure, direct sunlight and rain and snow immersion during transportation.

Expiry Date

The shelf life of the PTA balloon dilatation catheter (KHP series) is 3 years.

Precautions

- This product should be used only by physicians with experience in angiography and percutaneous transluminal angioplasty.
- Inspect the products carefully prior to use. Do not use if the package is open or damaged.
- It is possible to rinse the guide wire lumen in a sterile/isotonic saline solution.
- Prior to angioplasty the balloon dilatation catheter should be examined to verify functionality and ensure that its size is suitable for the specific procedure for which it is to be used.
- Do not inflate the balloon prematurely. The recommended inflation pressure of the balloon must not be exceeded. It is also recommended that a pressure gauge is used to measure the inflation pressure.
- During the procedure, provide appropriate anticoagulant and vasodilator therapy to the patient as needed. Anticoagulant therapy should be continued for a period of time as determined by the physician after the procedure.
- If the surface of the dilatation catheter becomes dry, wetting with heparinized normal saline will reactivate the coating.
- The inflated diameter of the balloon should correspond to the lumen of the artery, never use a balloon with a larger diameter.
- Care should be taken not to apply excessive force during preparation or use, as this may damage the device.

Warnings

When using this type of device, the following warnings should be observed:

- The catheter is only sterilized with ethylene oxide gas and non-pyrogenic, do not use if the package is opened, damaged or broken.
- This device is designed and intended for single use only. Do not resterilize or reuse it. Reuse of device or non-sterile device may result in patient infection.
- To reduce the potential for vessel damage, the inflate diameter of the balloon should approximate the diameter of the vessel just proximal and distal to the stenosis.
- PTA operation should only be performed at hospitals, and the catheter system is to be used only by physicians thoroughly trained in the performance of PTA operation.
- Use only the recommended balloon inflation medium. Never use air or any gaseous medium to inflate the balloon.
- Balloon pressure should not exceed the rated burst pressure (RBP) indicated on the package label for each balloon. The RBP is based on results of in vitro testing. At least 99.9% of the balloons (with a 95% confidence) will not burst at or below their RBP. To prevent over-pressurization, use a pressure-monitoring.
- When the catheter is exposed to the vascular system, it should be manipulated while under high

quality X-ray fluoroscopic. Do not advance or retract the catheter unless the balloon is fully deflated under vacuum and no resistance is felt. If there is resistance, determine the cause before proceeding. Continuing to advance or retract the catheter while under resistance may result in damage to the vessels and/or damage/separation of the catheter.

- Do not use, or attempt to straighten, a catheter if the shaft has become bent or kinked, this may result in the shaft breaking. Instead, prepare a new catheter.
- Use the catheter prior to the “Use By” date specified on the package and labels.

Potential Complications and Adverse Effects

Potential complications and adverse effects due to the use of this product include, but are not limited to the following:

- Abrupt vessel closure
- Acute myocardial infarction
- Hematoma
- Pseudoaneurysm
- Arterial perforation
- Infections
- Embolism
- General bleeding
- Arterial rupture
- Thrombus formation
- Hypotension
- Ischemia
- Arterio-venous fistulas
- Palpitations
- Drug reaction, allergic reaction to contrast medium
- Arrhythmia
- Bradycardia
- Vessel trauma requiring surgical repair or re-intervention
- Vascular complication which necessitate a surgical intervention
- Restenosis of prior treated target vessel segment

Materials Required

- Sterile heparinized normal saline
- Hemostatic valve(s)
- Appropriate guide catheter and contrast catheter
- Contrast medium
- Inflation device
- Luer-lock syringe (optional)
- Appropriately-sized guide wire(diameter not to exceed the maximum guide wire for the

dilatation catheter; see product label)

- Guide wire torque device
- Guide wire introducer
- Primary flushing tool

Preparation for Use

Prior to use, it is essential to examine all equipment carefully for defects. Examine the dilatation catheter for bends, kinks, or other damage. Do not use if the package is open or damaged, or the product is damaged.

Prepare equipment to be used following manufacture's instruction or standard procedure.

Complete the following steps to prepare the PTA balloon dilatation catheter (KHP Series) for use:

1. Take out the device from the packaging and gently withdraw the dilatation catheter from the hoop dispenser.
2. Take the balloon protection tube from the distal of the balloon dilatation catheter.
3. Flush the PTA balloon dilatation catheter (KHP Series). Attach a syringe filled with heparinized normal saline to the flushing tool, gently insert the flushing tool into guide wire lumen of hub, and inject heparinized normal saline into the lumen. Follow this procedure for subsequent flushing. Flush solution should be seen coming out of the guide wire port.

Note: Submerge the balloon in sterile heparinized normal saline during balloon preparation to activate the coating.

4. Prepare the inflation device with the recommended contrast medium according to the product instructions.
5. Use the following steps to remove the air from the inner cavity filled by the catheter:
 - a) Fill a 20cc syringe or inflation device with about 15cc of the recommended contrast medium.
 - b) After connecting the syringe or inflation device to the balloon filling lumen, adjust the catheter distal to make the balloon vertically downward.
 - c) Apply negative pressure and keep it for 15s. Slowly release the pressure to normal pressure and allow the contrast medium to fill the dilatation catheter shaft.
 - d) Remove the syringe or inflation device from the dilatation catheter inflation port.
 - e) Discharge all air from the syringe or inflation device cavity, and reconnect it with the dilatation catheter inflation port. Keep the negative pressure of the balloon until no air returns to the inflation device.
 - f) Slowly release the instrument pressure to normal pressure.
 - g) Remove the 20cc syringe (if used), connect the inflation device with the inflation port of the dilatation catheter, and prevent air from entering the balloon system.

Note: Before entering the human body, all air in the balloon must be drained and filled with contrast medium (diluted 1:1 with normal saline) (if necessary, repeat the steps of 5a to 5g). Otherwise, it may cause complications.

Instructions for Use

Note: Percutaneous introduction techniques and arteriotomy are both suitable when using introduction sets and guide wires.

1. Insert a guiding catheter fitted with a hemostatic adapter using standard technique. If necessary the guide wire lumen can be irrigated with physiological saline solution.
2. Insert a guide wire through the hemostatic valve following the manufacturer's instructions. Advance the guide wire carefully into and through the guiding catheter.
3. Attach a torque device to the guide wire, if desired. Under fluoroscopy, advance the guide wire to the desired vessel, then across the stenosis.
4. Carefully introduce the balloon-tipped catheter over the proximal end of the guide wire until it approaches the hemostatic valve. Open the hemostatic valve insert the dilatation catheter while maintaining guide wire position and tighten the hemostatic valve. To facilitate insertion, the balloon must be fully deflated to negative pressure.
5. Tighten the hemostatic valve to create a seal around the dilatation catheter without inhibiting movement of the dilatation catheter. This will allow continuous recording of proximal coronary artery pressure.

Note: It is important that the hemostatic valve be closed tightly enough to prevent blood leakage around the dilatation catheter shaft, yet not so tight that it restricts the flow of contrast into and out of the balloon or restricts guide wire movement.

6. Slide the PTA catheter forwards the lesion, position the usable section of the balloon across the lesion using the balloon radiopaque markers as reference points.
7. Inflate the balloon to perform PTA per standard procedure. Maintain negative pressure on the balloon between inflations. The inflation should be kept for a period of at least 30 seconds.

Note: Do not exceed the rated burst pressure (RBP) printed on the package label. The RBP and compliances of HP PTA catheter are list in the table 2.

8. Withdraw the deflated dilatation catheter and guide wire from the guide catheter through the hemostatic valve. Tighten the hemostatic valve.
9. Dispose of the catheter per institutional standard for biohazardous materials.

Table 2: Compliance of PTA Balloon Dilatation Catheter (KHP Series)

| Balloon Diameter | Balloon Diameter Under Corresponding Pressure | | | | | | | | | |
|------------------|---|--------|-------|--------|-------|-------|-------|-------|-------|-------|
| | 8atm | 10atm | 12atm | 14atm | 16atm | 18atm | 20atm | 22atm | 24atm | 26atm |
| 3.0 | 2.98 | 3.02● | 3.05 | 3.09 | 3.12 | 3.15 | 3.18 | 3.21 | 3.24◆ | 3.27 |
| 4.0 | 3.97 | 4.02● | 4.07 | 4.12 | 4.17 | 4.22 | 4.27 | 4.32 | 4.37◆ | 4.42 |
| 5.0 | 4.95 | 5.02● | 5.07 | 5.12 | 5.17 | 5.22 | 5.26 | 5.32◆ | 5.37 | 5.42 |
| 6.0 | 5.92 | 6.00● | 6.04 | 6.10 | 6.15 | 6.20 | 6.25 | 6.31◆ | 6.37 | 6.44 |
| 7.0 | 6.95 | 7.02● | 7.09 | 7.16 | 7.23 | 7.30▲ | 7.37▼ | 7.44 | 7.53 | / |
| 8.0 | 7.96 | 8.07● | 8.17 | 8.27 | 8.38 | 8.50◆ | 8.62 | 8.76 | / | / |
| 9.0 | 9.02● | 9.11 | 9.20 | 9.29 | 9.38 | 9.47◆ | 9.56 | / | / | / |
| 10.0 | 10.05● | 10.15 | 10.25 | 10.35◆ | 10.45 | / | / | / | / | / |
| 12.0 | 11.93 | 12.05● | 12.17 | 12.29◆ | 12.41 | / | / | / | / | / |

Notice:

- indicates nominal pressure 8ATM ($\phi 9-\phi 10$), 10ATM ($\phi 3-\phi 8$, $\phi 12$)
- ▼ indicates the length of the balloon 20-100mm, rated burst pressure (Do not exceed RBP);
- ▲ indicates the length of the balloon is 120-200mm, rated burst pressure (Do not exceed RBP);
- ◆ indicates rated burst pressure;

The tolerance of balloon diameter under corresponding pressure refers to balloon diameter column in section ‘List of type, sizes, configurations, variants’ in this document.

Clinical Benefits

The PTA balloon dilatation catheter (KHP series) is indicated for the treatment of obstructive lesions in the peripheral vasculature, including iliac, femoral, popliteal, tibial, peroneal, and renal arteries, and for the treatment of obstructive lesions of native or synthetic arteriovenous dialysis fistulae. The Kossel claims that the PTA Balloon Dilatation Catheter (KHP Series) has direct clinical benefit:

1. Effective vascular lesion dilation and luminal patency restoration
2. Reduced vascular injury and complication risk






References













The physician should consult recent literature on current medical practice on balloon dilatation.

Serious Incident Reporting

Any serious incident that has occurred in relation to the device should be reported to the manufacturer and the competent authority of the Member State in which the user and/or patient is established.

Graphical Symbols for Medical Device Labeling

| | | |
|---|---|---------------------------------|
| 1 |  | Manufacturer |
| 2 |  | Batch code |
| 3 |  | Use-by date |
| 4 |  | Sterilized using ethylene oxide |
| 5 |  | Caution |

| | | |
|----|---|---|
| 6 |  | Consult instructions for use or consult electronic instructions for use |
| 7 |  | Do not re-use |
| 8 |  | Keep away from sunlight |
| 9 |  | Keep dry |
| 10 |  | Do not use if package is damaged and consult instructions for use |
| 11 |  | Do not resterilize |
| 12 |  | Catalogue number |
| 13 |  | Date of manufacture |
| 14 |  | Authorized Representative in the European Community |
| 15 |  | Single sterile barrier system with protective packaging inside |
| 16 |  | Medical Device |
| 17 |  | Unique device identifier |

Information on Sterilization, Storage, Date of Manufacture and Expiry

| | |
|----------------------------|---|
| Sterile | Sterilized with ethylene oxide gas. |
| Storage | Store the device in an area away from sunlight. |
| Expiry Date | The shelf life of the PTA balloon dilatation catheter (KHP Series) is 3 years |
| Date of Manufacture | Reference to Label |

Manufacturer:

Kossel Medtech (Suzhou) Co., Ltd.
 Building 6, No.8 Jinfeng Road, Suzhou New District, Jiangsu, 215163, China
 Tel: +86 512 87174080
 Fax: +86 512 87174081

EU REP Authorized Representative in the European Community

Name: MedPath GmbH

Add: Mies-van-der-Rohe-Strasse 8, 80807 Munich, Germany

Tel: +49(0) 89 8130 6837

Website

[https://www.kossel-medical.com/for e-IFU](https://www.kossel-medical.com/for-e-IFU)

【Revision date】

2026-04-23

